

**B-2 Spirit**  
2500mm

**Specs :**  
 1. Wingspan 2560 mm / 100.7 inches  
 2. Flying weight : 3000 grams / 105.8 oz  
 3. Wing loading : 26.2 grams/dm<sup>2</sup> - 84.1 oz/sq.ft.  
 4. Wing cube loading : 2.4  
 5. Wing Area : 114.36 dm<sup>2</sup> / 1773 sq.in.  
 6. CG : 58 cm / 22.8 inch from rear center point to the front

**Materials :**  
 1. 5mm Foamboard/ Depron/ Polyfoam  
 2. 2mm Plywood  
 3. hot glue, UHU glue, CA glue  
 4. laminating film

**Electronics (Pusher)**  
 - 2x DXW 3536 1200kv  
 - 2x 50A ESC  
 - 2x Battery Lipo 4S 2200mah  
 - 7 x 9 gram servos (micro servo)  
 - 6S Lipo 5000 mAh  
 - 6x3 Prop

**EDF**  
 - 2x 70mm 12 blades EDF  
 - 2x 80A ESC  
 - 6S Lipo 5000 mAh

**Build Instructions :**  
 1. paper-repika.com  
 2. youtube channel : Julius Perdana

Designed by Julius Perdana 2021 paper-repika.com

**W12**  
MIDDLE  
FUSELAGE  
POLYFOAM  
DEPRON SMM  
2X

**W36**  
FUSELAGE  
POLYFOAM  
DEPRON SMM  
2X

**W43**  
FUSELAGE  
POLYFOAM  
DEPRON SMM  
2X

**W38**  
FUSELAGE  
POLYFOAM  
DEPRON SMM

**W17**  
MIDDLE WING SPAR  
POLYFOAM  
DEPRON SMM  
2X

**W15**  
WING SPARE JOINER  
PLYWOOD 2MM  
2X

**W13**  
MIDDLE WING TOP  
POLYFOAM  
DEPRON SMM  
2X MIRRORRED

**W30**  
WING SPARE  
POLYFOAM  
SMM  
2X

**W29**  
WING SPARE  
PLYWOOD 2MM  
2X

**T4**  
BATTERY HATCH

**W40**  
FUSELAGE  
POLYFOAM  
DEPRON SMM

INNER  
ELEVON  
REFLEX  
GUIDE

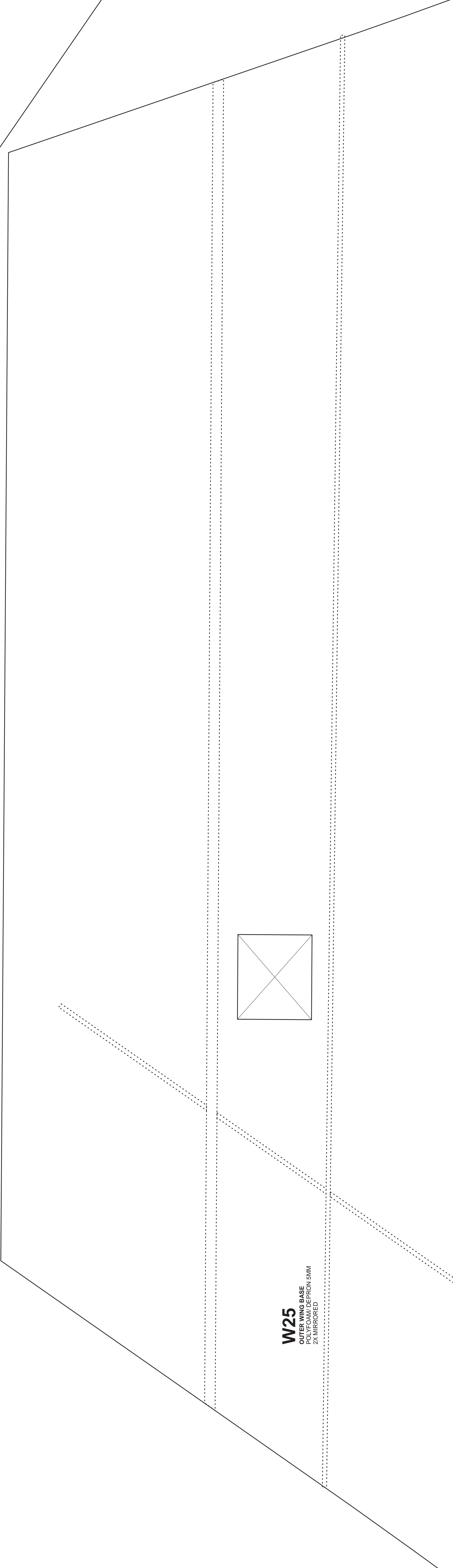

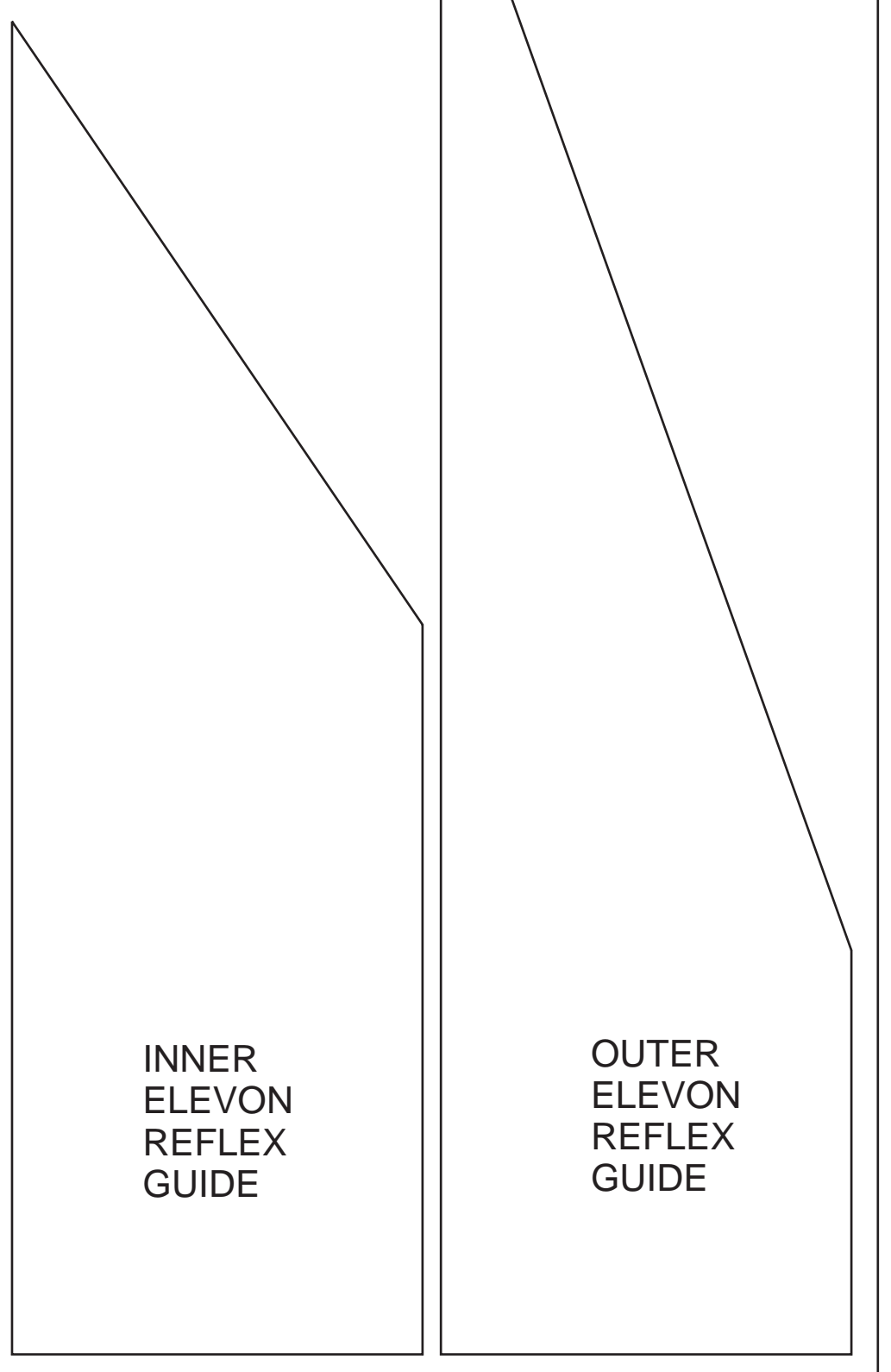
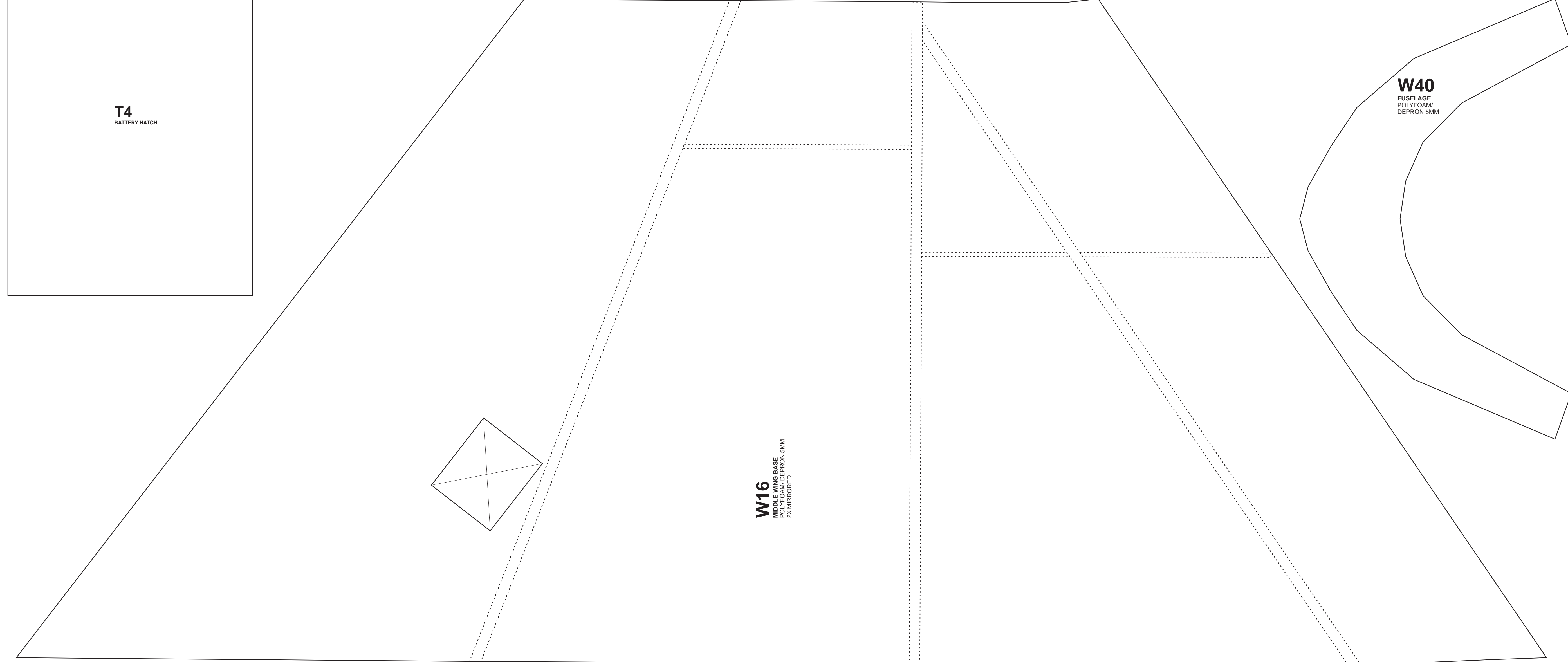
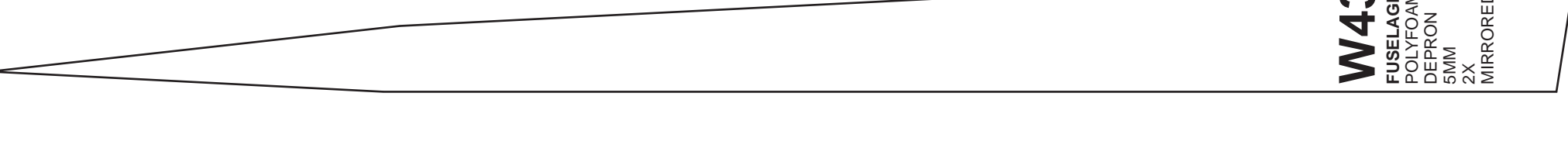


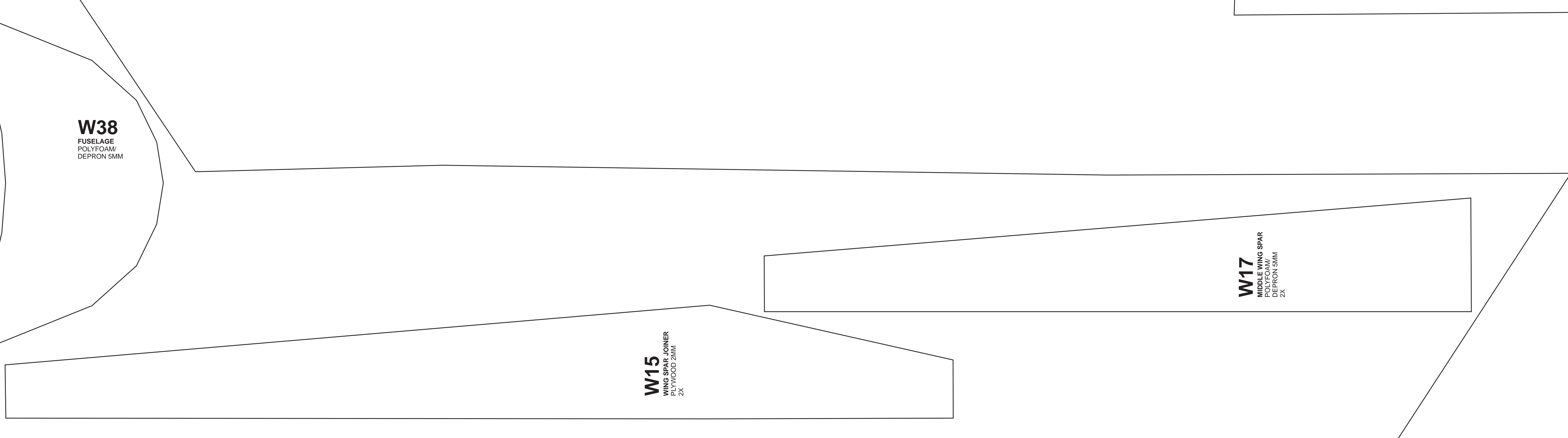
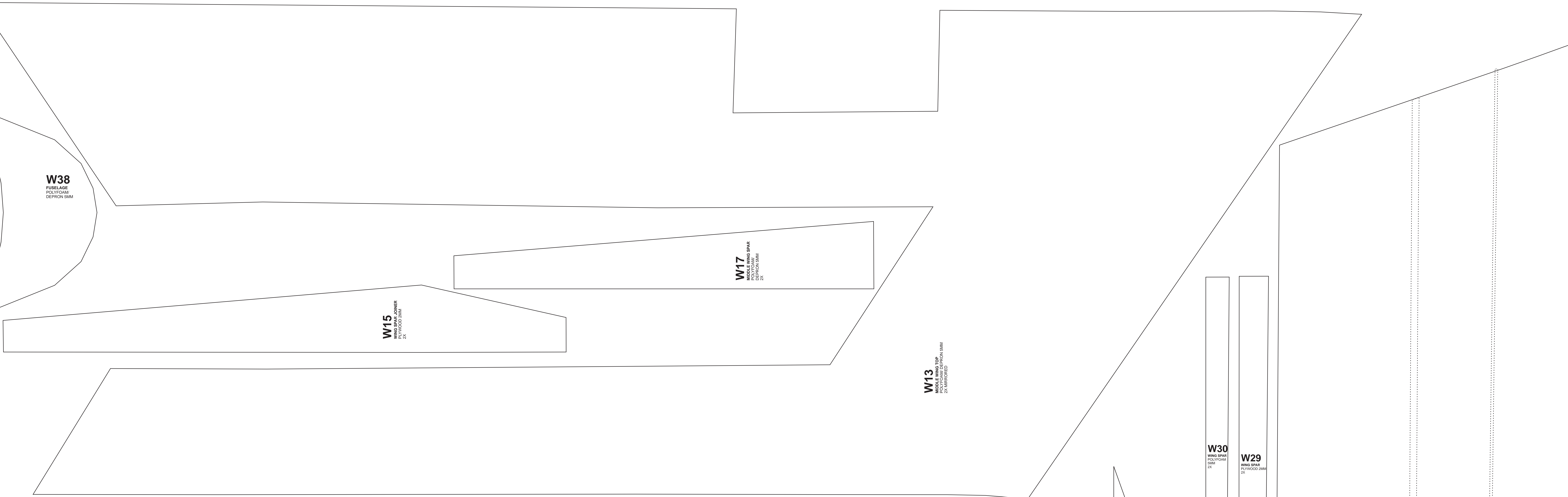
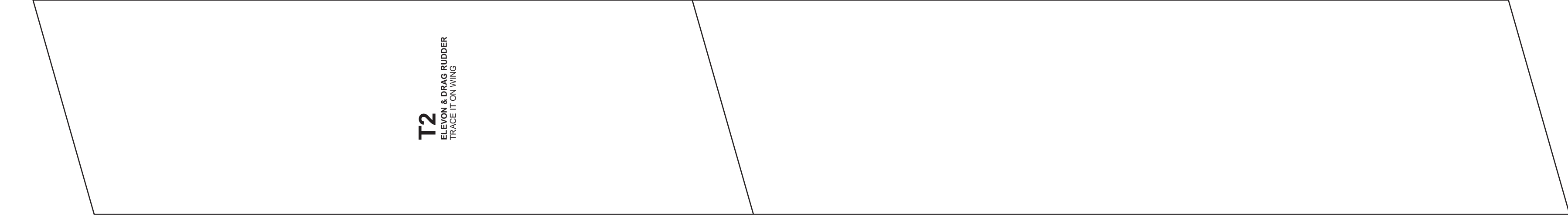


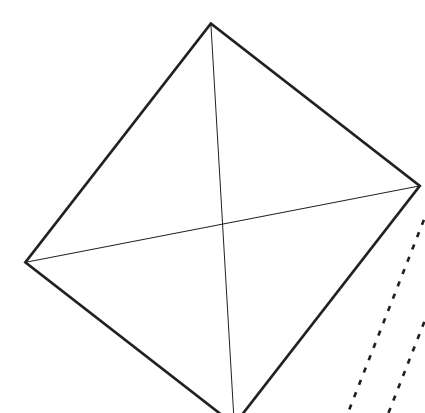
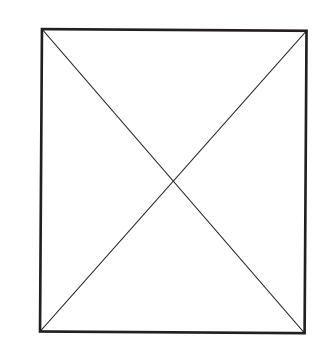
OUTER  
ELEVON  
REFLEX  
GUIDE

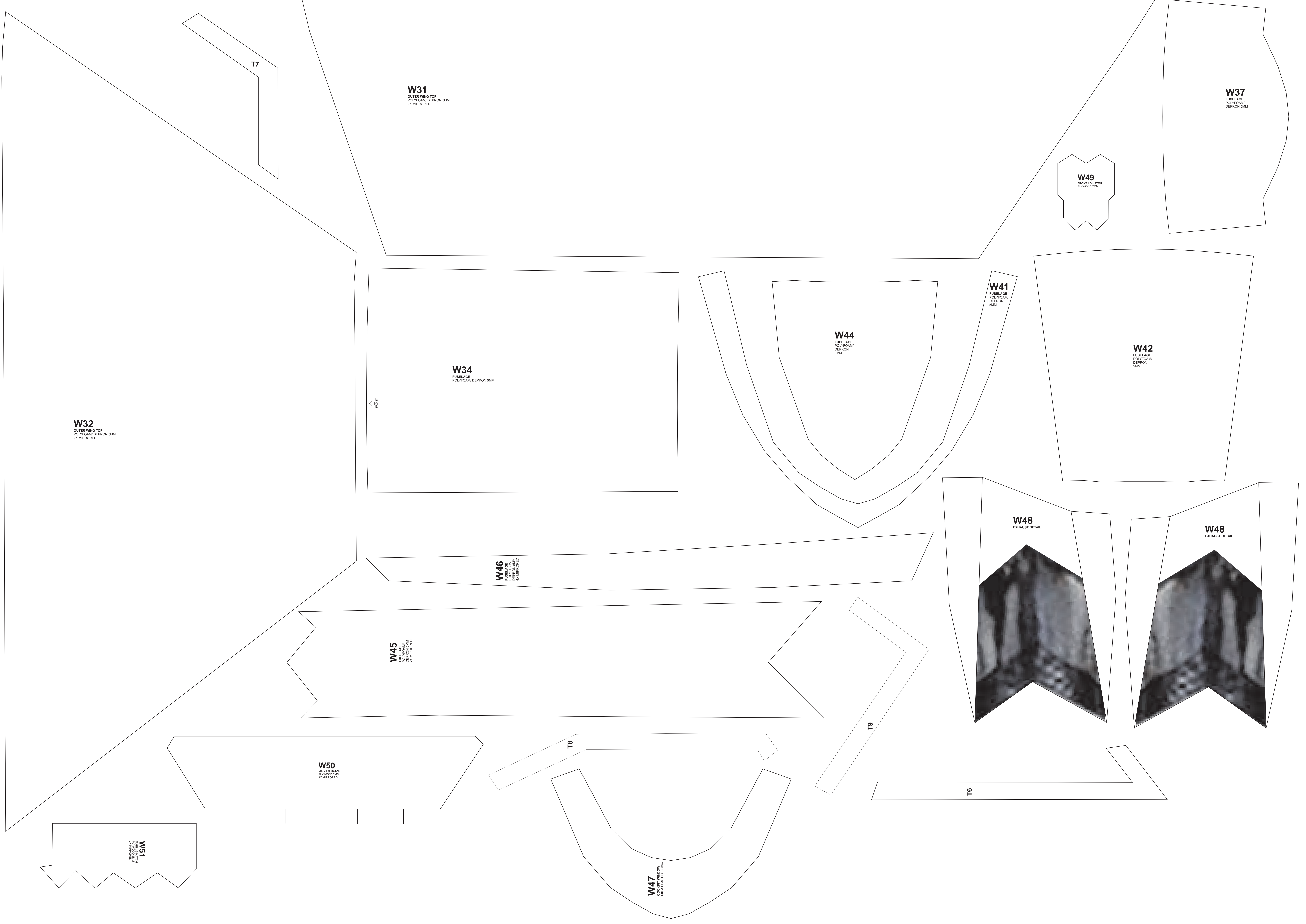
**W16**  
MIDDLE WING BASE  
POLYFOAM  
DEPRON SMM  
2X MIRRORRED

**W25**  
WING BASE  
POLYFOAM  
DEPRON SMM  
2X MIRRORRED

**T2**  
TELEVISION & LOGGING RECEIVER  
TRACETITE 10X WIND

**T3**  
TRACETITE ON WING





T7

**W31**  
OUTER WING TOP  
POLYFOAM/DEPRON 5MM  
2X MIRRORRED

**W37**  
FUSELAGE  
POLYFOAM/DEPRON 5MM

**W49**  
FRONT LG HATCH  
PLYWOOD 2MM

**W41**  
FUSELAGE  
POLYFOAM/DEPRON 5MM

**W44**  
FUSELAGE  
POLYFOAM/DEPRON 5MM

**W42**  
FUSELAGE  
POLYFOAM/DEPRON 5MM

**W32**  
OUTER WING TOP  
POLYFOAM/DEPRON 5MM  
2X MIRRORRED

**W34**  
FUSELAGE  
POLYFOAM/DEPRON 5MM



**W46**  
FUSELAGE  
POLYFOAM/DEPRON 5MM  
4X MIRRORRED

**W45**  
POLYFOAM/DEPRON 5MM  
2X MIRRORRED

**W48**  
EXHAUST DETAIL

**W48**  
EXHAUST DETAIL

**W50**  
MAIN LG HATCH  
PLYWOOD 2MM  
2X MIRRORRED

T8

**W47**  
COCKPIT WINDOW  
BICOPLASTIC 0.5mm

T9

T6

**W51**  
MAIN LG HATCH  
PLYWOOD 2MM  
2X MIRRORRED