



Model : 01/2019



F-4J Phantom II

1000mm

Specs :

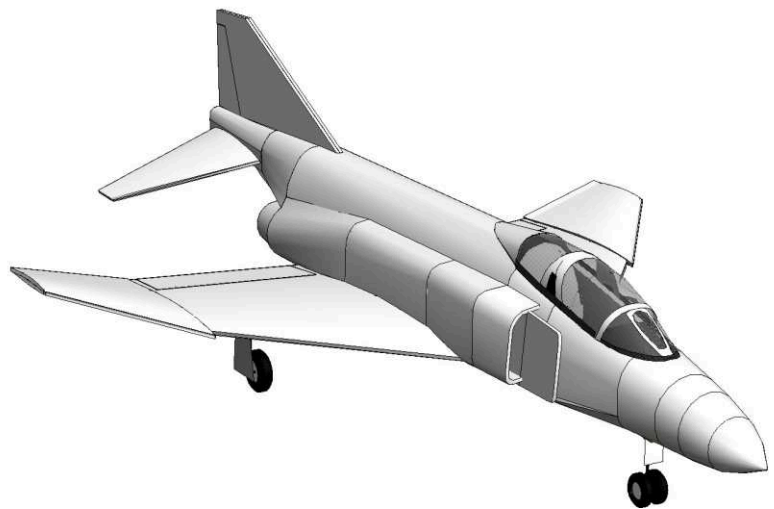
1. Wingspan 100 cm / 39.4 inches
2. Flying weight 1300 gram - 45.9 oz
3. Wing loading 35 gram/dm² - 11.5 oz/sq.ft
4. Wing cube loading 5.8
5. Wing Area 37 dm² - 574 sq.in

Electronics

1. Any configuration with 10 inch prop max
2. Use for testing :
 - Turnigy 2830 1000kv motor
 - ESC 40A
 - Battery Lipo 3S 2200mah / Li-ion 3S 3300 m
 - 2 metal gear 9 gram servos
 - 3 plastic gear 9 gram servos
 - Propeller : 9x4x3 / 10x5

Materials :

1. 5mm Depron/ Polyfoam
2. 3mm Plywood
3. 0.3mm Mica Plastic
4. 3mm & 2.5mm wire / wheel spoke
5. 30 cm 0.5 Aluminum / Bamboo Chopstick
6. 3 x 40 cm 1mm wire pushrod
7. Parchment paper



Build Instructions :

1. paper-replika.com
2. youtube channel : Julius Perdana

F12
FUSELAGE
1X
POLYFOAM 5 mm

W1

JOIN HERE

JOIN HERE

JOIN

JOIN HERE

JOIN HERE

JOIN HERE

SPAR PLACEMENT

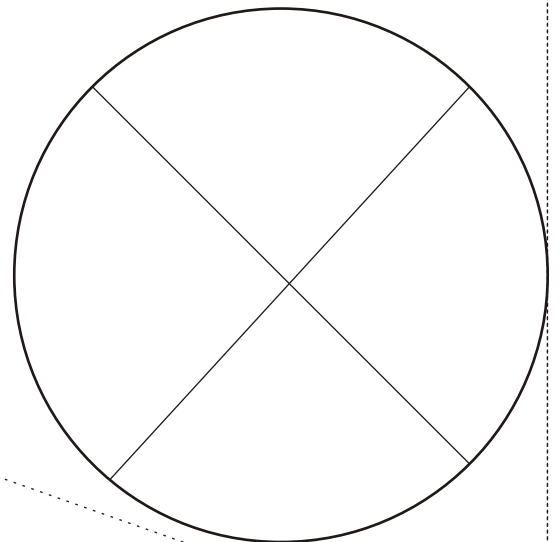
JOIN HERE

W1

BOTTOM WING

2X MIRRORED
POLYFOAM 5 mm

DO NOT CUT
UNLESS
ASSEMBLED



SPAR PLACEMENT

JOIN HERE

JOIN HERE

W1

JOIN HERE


JOIN HERE

DO NOT CUT
UNLESS
ASSEMBLED



Watch
Video Tutorial
for more detail
instructions

F11
FUSELAGE
1X
POLYFOAM 5 mm



W1

JOIN HERE

JOIN HERE

AILERON GUIDE

F13

FUSELAGE

1X
POLYFOAM 5 mm

JOIN HERE

JOIN HERE

JOIN HERE

W1

JOIN HERE

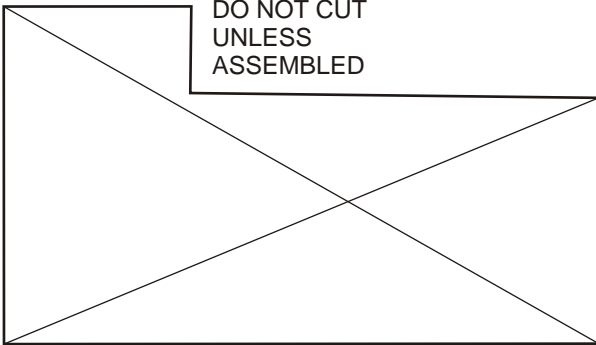
W1

JOIN HERE



Watch
Video Tutorial
for more detail
instructions

DO NOT CUT
UNLESS
ASSEMBLED



JOIN HERE

ERE

WING SPAR
2X MIRRORED
POLYFOAM 5 mm

W4

WING SPAR
2X MIRRORED
POLYFOAM 5 mm

W5

W7
POLYHEDRAL GUIDE
2X MIRRORED
POLYFOAM 5 mm



**Watch
Video Tutorial
for more detail
instructions**

F40
TAIL SECTION
1X
PLYWOOD 3mm

F37
TAIL SECTION
2X MIRRORED
POLYFOAM 5 mm

WING FORMER
2X MIRRORED
POLYFOAM 5 mm

W3

JOIN HERE

JOIN HERE

JOIN HERE

W4 JOIN HERE

W5 JOIN HERE

JOIN HERE
W3

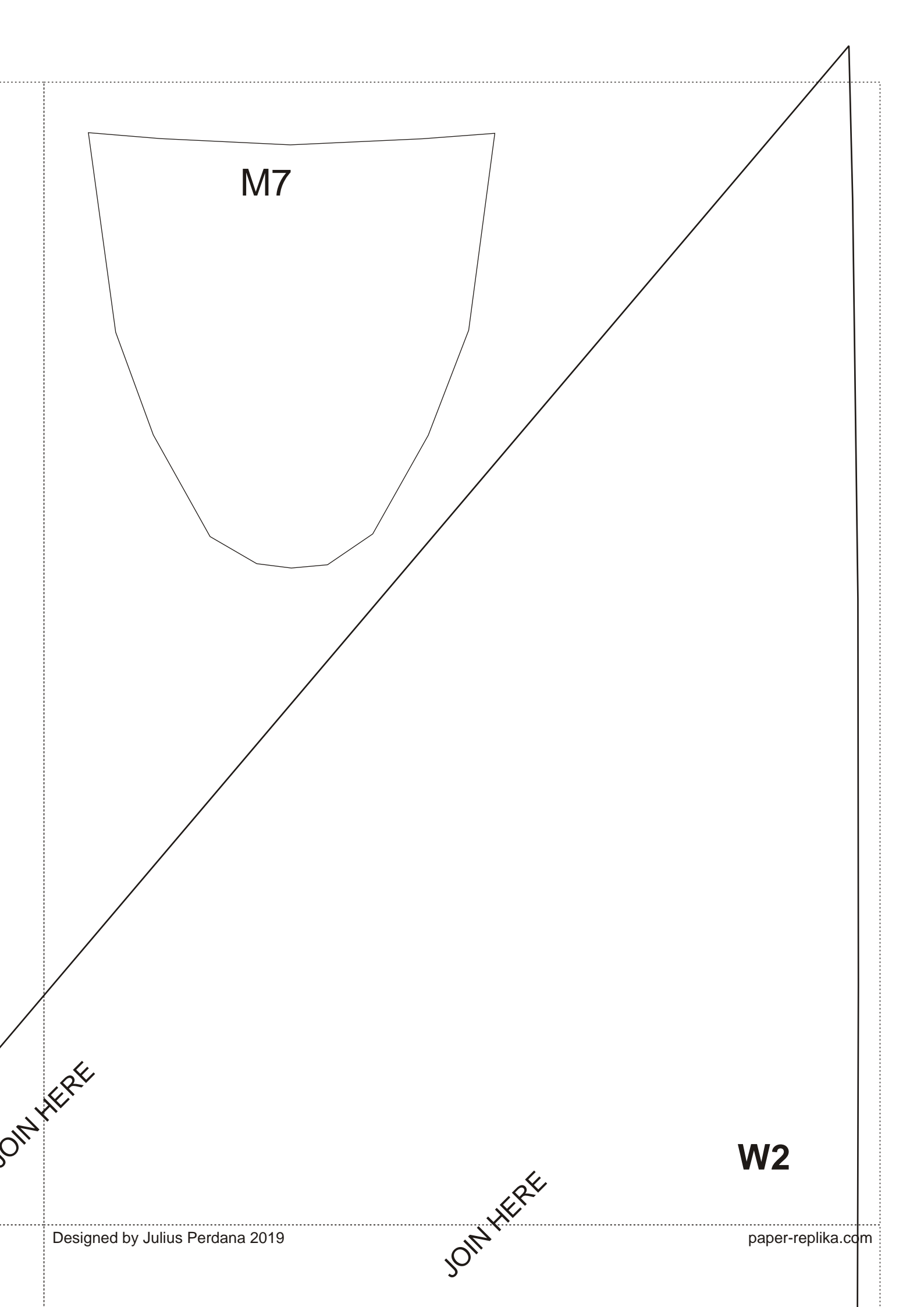
C2
Mica

M8

JOIN HERE

JOIN HERE

W2



M7

W2

JOIN HERE

JOIN HERE



D4

JOIN HERE

W2

JOIN HERE

JOIN HERE

HERE

JOIN HERE

JOIN HERE

W2
TOP WING
2X MIRRORED
POLYFOAM 5 mm

JOIN HERE

HERE

JOIN HERE

W2

JOIN HERE

AILERON GUIDE

F20
NOSE SECTION
1X
POLYFOAM 5 mm

JOIN HERE

W2

JOIN HERE

F19
NOSE SECTION
1X
POLYFOAM 5 mm

F31
FUSELAGE
2X MIRRORED
POLYFOAM 5 mm

F32
FUSELAGE
2X MIRRORED
POLYFOAM 5 mm

F33
FUSELAGE
2X MIRRORED
POLYFOAM 5 mm

W6
OUTER WING
2X MIRRORED
POLYFOAM 5 mm

JOIN HERE

JOIN HERE

W6

F24
NOSE SECTION
3X
POLYFOAM 5 mm



Watch
Video Tutorial
for more detail
instructions

F42
FUSELAGE
2X MIRRORED
POLYFOAM 5 mm

D6

D6

C3
Mica

W7
VER-STAB
2X MIRRORED
POLYFOAM 5 mm

W8

JOIN HERE

JOIN HERE

JOIN HERE

JOIN HERE

W7

elevator line

W8
HOR-STAB
2X MIRRORED
POLYFOAM 5 mm



Watch
Video Tutorial
for more detail
instructions



Watch
Video Tutorial
for more detail
instructions



Watch
Video Tutorial
for more detail
instructions

M9

D8

F1
FUSELAGE
2X MIRRORED
POLYFOAM 5 mm

F3
FUSELAGE
1X
POLYFOAM 5 mm

D8

F4
FUSELAGE
2X
POLYFOAM 5 mm

JOIN HERE

F1

F5
FUSELAGE

1X
POLYFOAM 5 mm

F6
FUSELAGE

1X
POLYFOAM 5 mm

JOIN HERE

F1

JOIN HERE

F7

FUSELAGE

1X
POLYFOAM 5 mm

F8

FUSELAGE

1X
POLYFOAM 5 mm

F9

FUSELAGE

1X
POLYFOAM 5 mm

F10

FUSELAGE

1X
PLYWOOD 3mm

PUT IT
ON TOP
F6

F14
FUSELAGE
1X
POLYFOAM 5 mm

JOIN HERE

JOIN HERE

F14

F43
TAIL SECTION
1X POLYFOAM 5 mm

JOIN HERE

JOIN HERE

F14

JOIN HERE

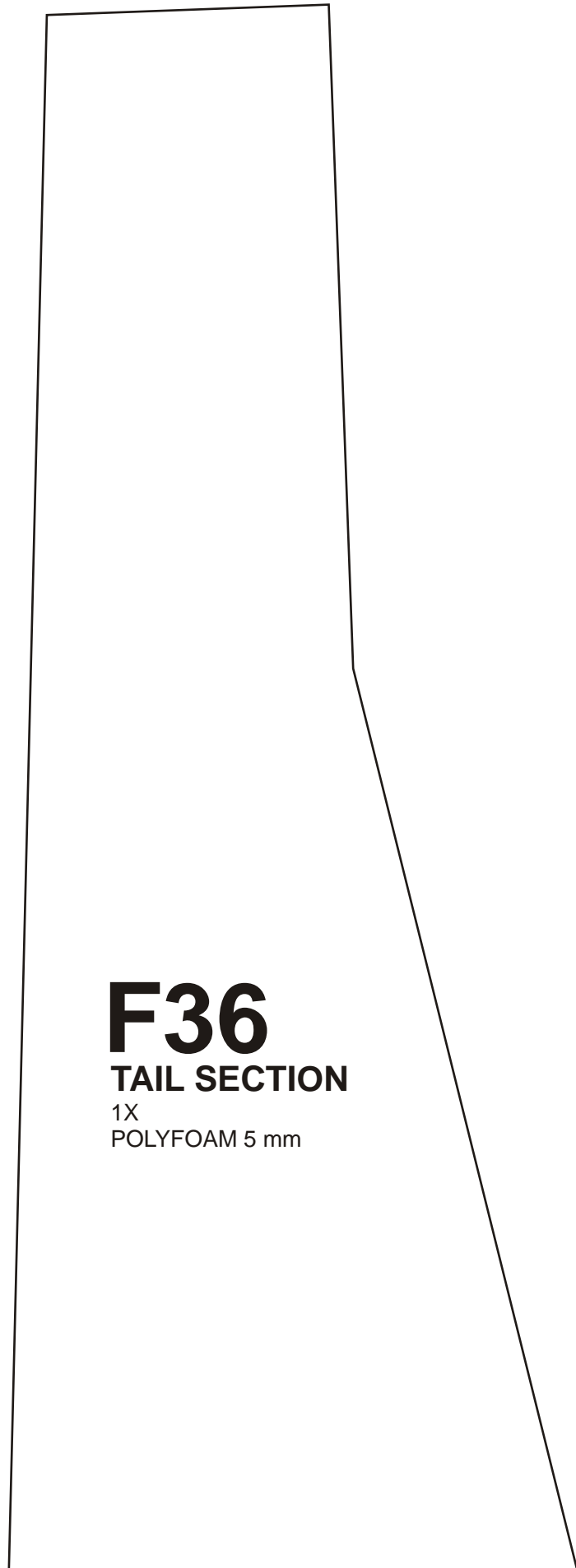
JOIN HERE

JOIN HERE

JOIN HERE

F14

JOIN HERE



F36
TAIL SECTION

1X
POLYFOAM 5 mm

JOIN HERE

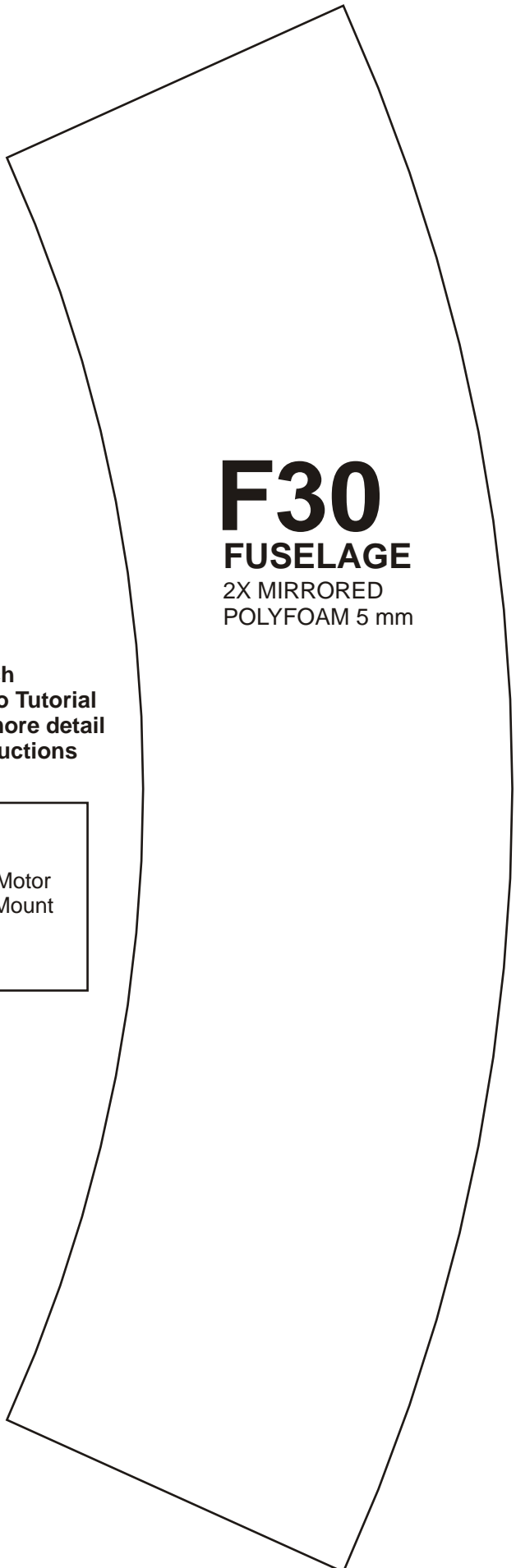
JOIN HERE

F14

**C4
Mica**

JOIN HERE

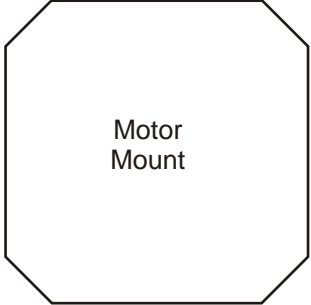
F14



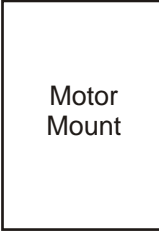
F30
FUSELAGE
2X MIRRORED
POLYFOAM 5 mm



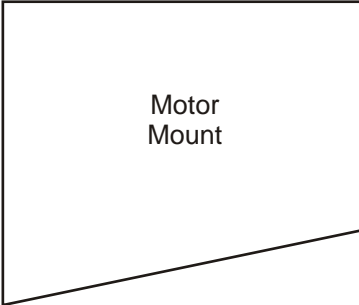
**Watch
Video Tutorial
for more detail
instructions**



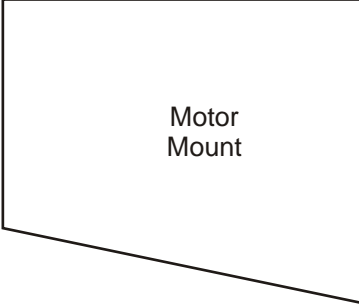
Motor
Mount



Motor
Mount



Motor
Mount



Motor
Mount

F15

NOSE SECTION

1X
POLYFOAM 5 mm



Watch
Video Tutorial
for more detail
instructions

JOIN HERE

JOIN HERE

F15

F16
NOSE SECTION
1X
POLYFOAM 5 mm

F17
NOSE SECTION
2X MIRRORED
POLYFOAM 5 mm

JOIN HERE

JOIN HERE

F16

JOIN HERE

JOIN HERE

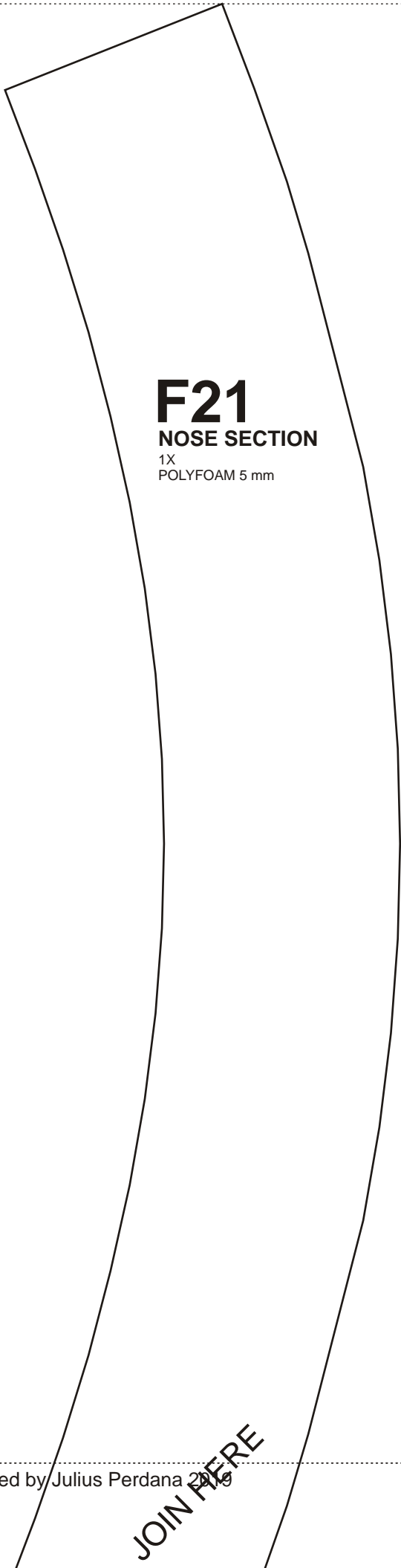
F17

M9

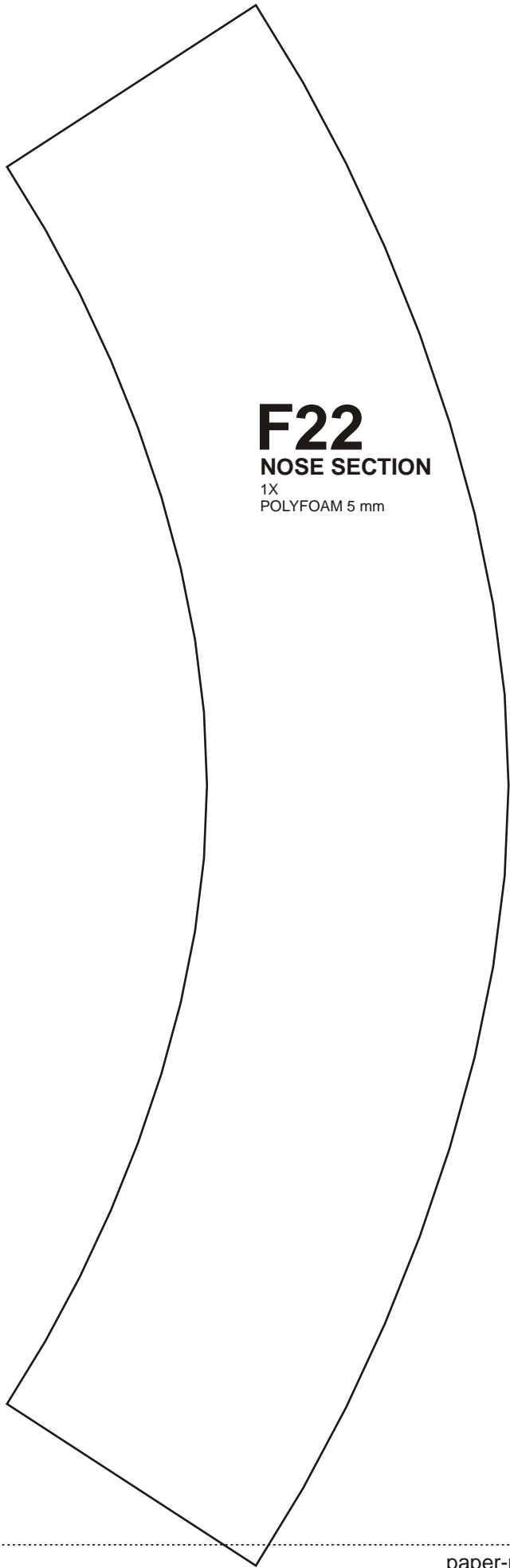
F18

NOSE SECTION

1X
POLYFOAM 5 mm



F21
NOSE SECTION
1X
POLYFOAM 5 mm



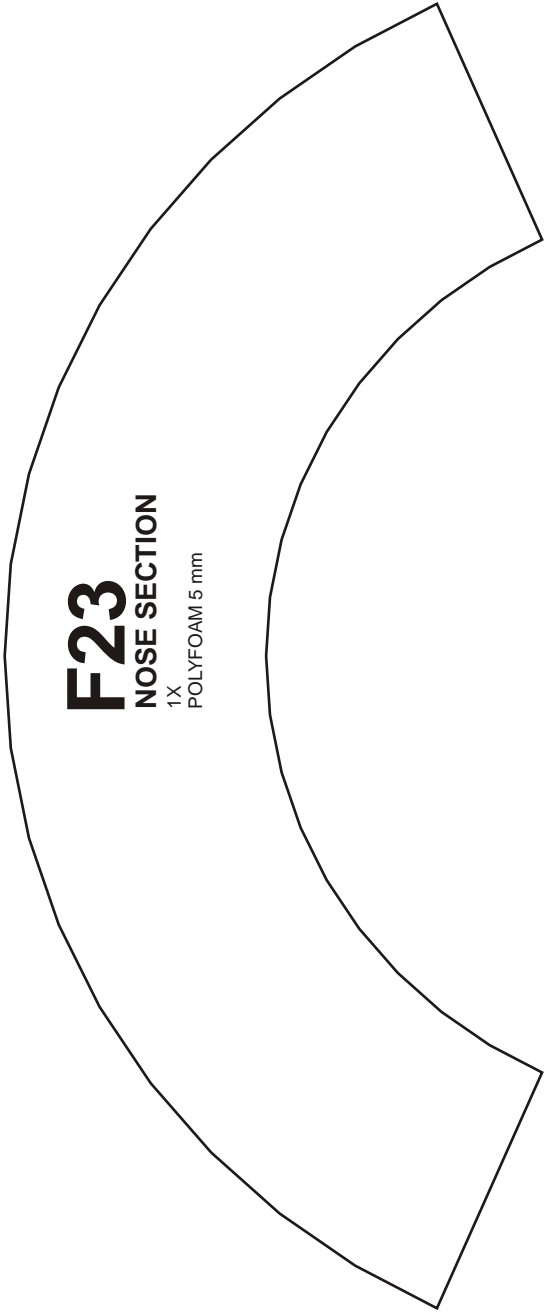
F22
NOSE SECTION
1X
POLYFOAM 5 mm

JOIN HERE



21

JOIN HERE




F23

NOSE SECTION

1X

POLYFOAM 5 mm



M1

TAIL SECTION

1X

PAINTING MASK



Watch
Video Tutorial
for more detail
instructions



F25

FUSELAGE

2X MIRRORED
POLYFOAM 5 mm



F26


FUSELAGE

2X MIRRORED
POLYFOAM 5 mm

F27
FUSELAGE
2X MIRRORED
POLYFOAM 5 mm

F28
FUSELAGE
2X MIRRORED
POLYFOAM 5 mm

F29
FUSELAGE
2X MIRRORED
POLYFOAM 5 mm



F34
FUSELAGE
2X MIRRORED
POLYFOAM 5 mm



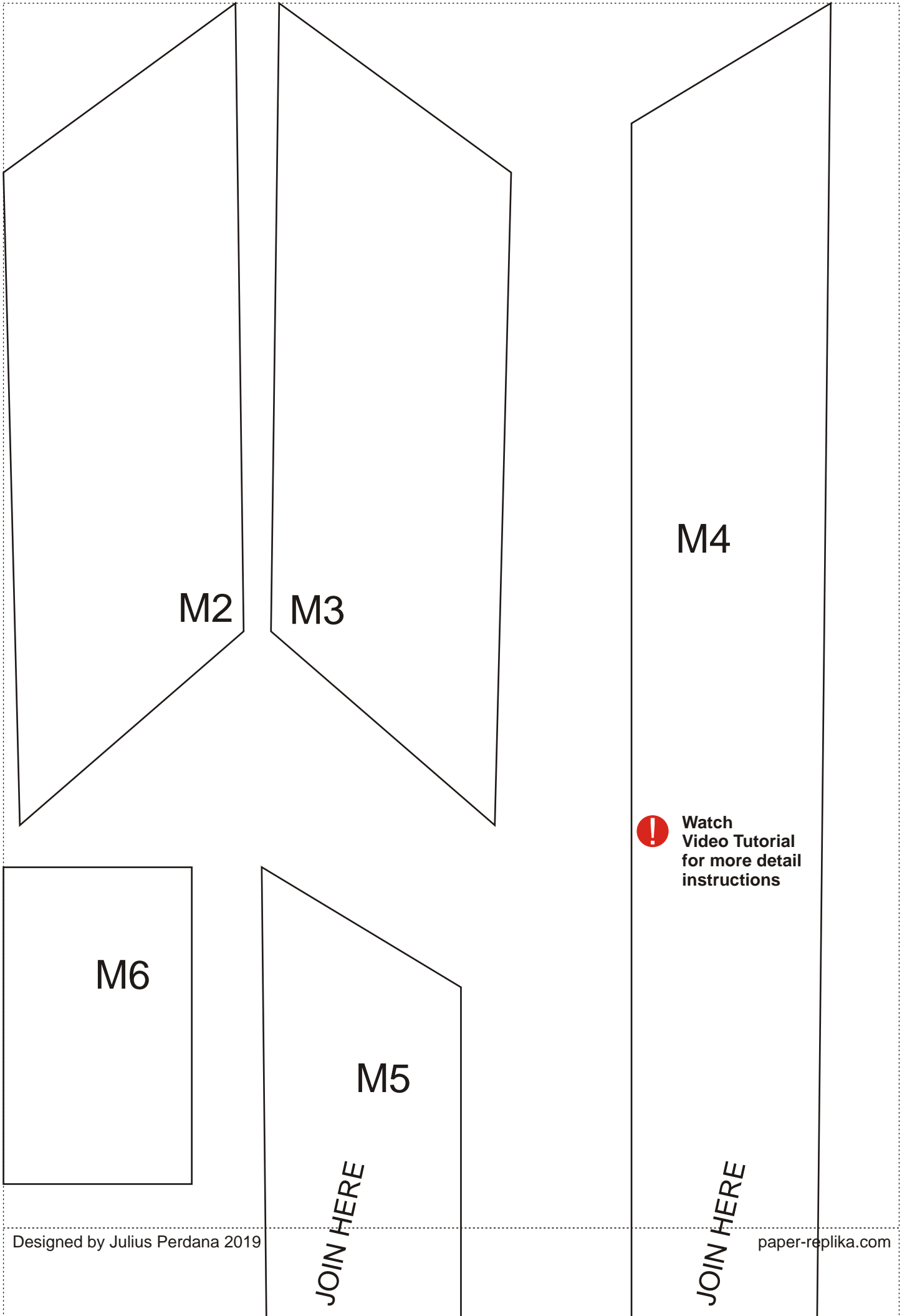
F35
TAIL SECTION
1X
POLYFOAM 5 mm

F41
TAIL SECTION
1X
POLYFOAM 5 mm

F39
TAIL SECTION
2X MIRRORED
POLYFOAM 5 mm

 **Watch
Video Tutorial
for more detail
instructions**

F38
TAIL SECTION
1X
POLYFOAM 5 mm



M2

M3

M4



Watch
Video Tutorial
for more detail
instructions

M6

M5

JOIN HERE

JOIN HERE

JOIN HERE

M5

JOIN
ERE

M4

JOIN HERE

JOIN
HERE

JOIN HERE

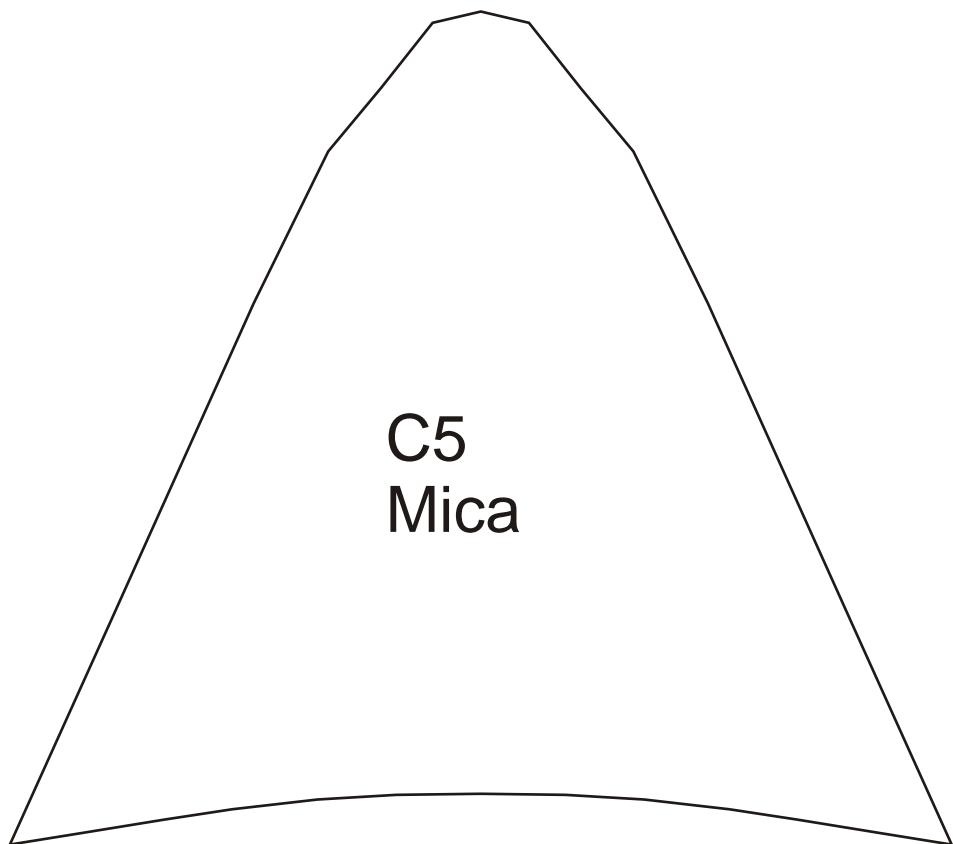
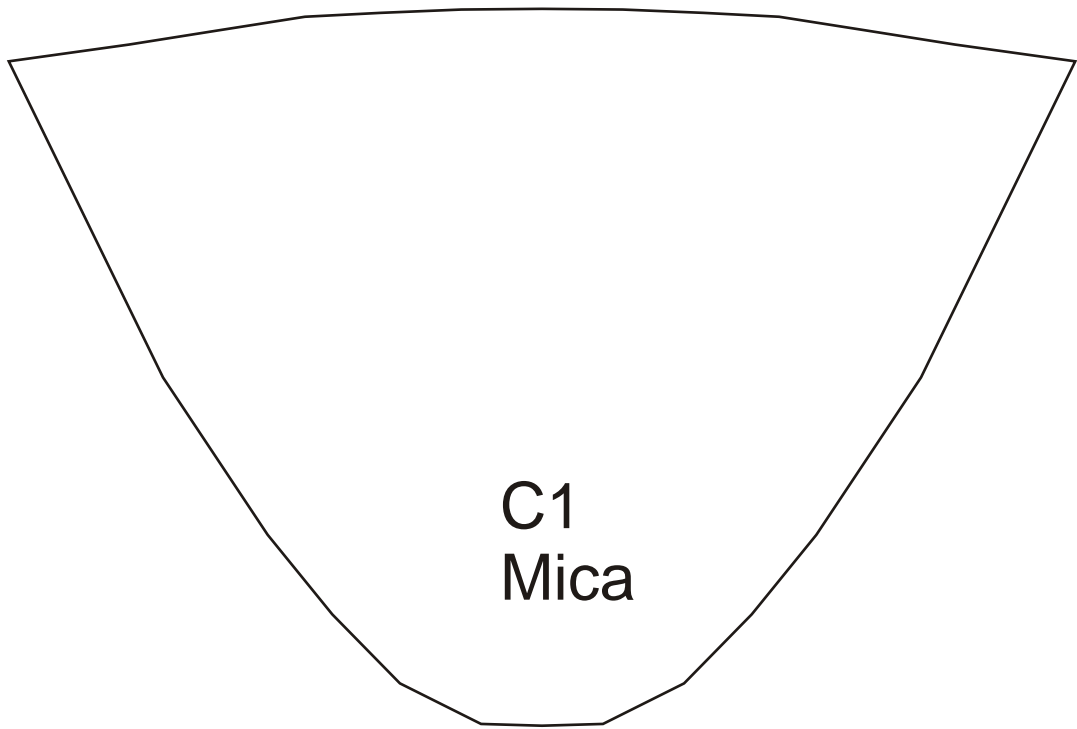
JOIN HERE
M4

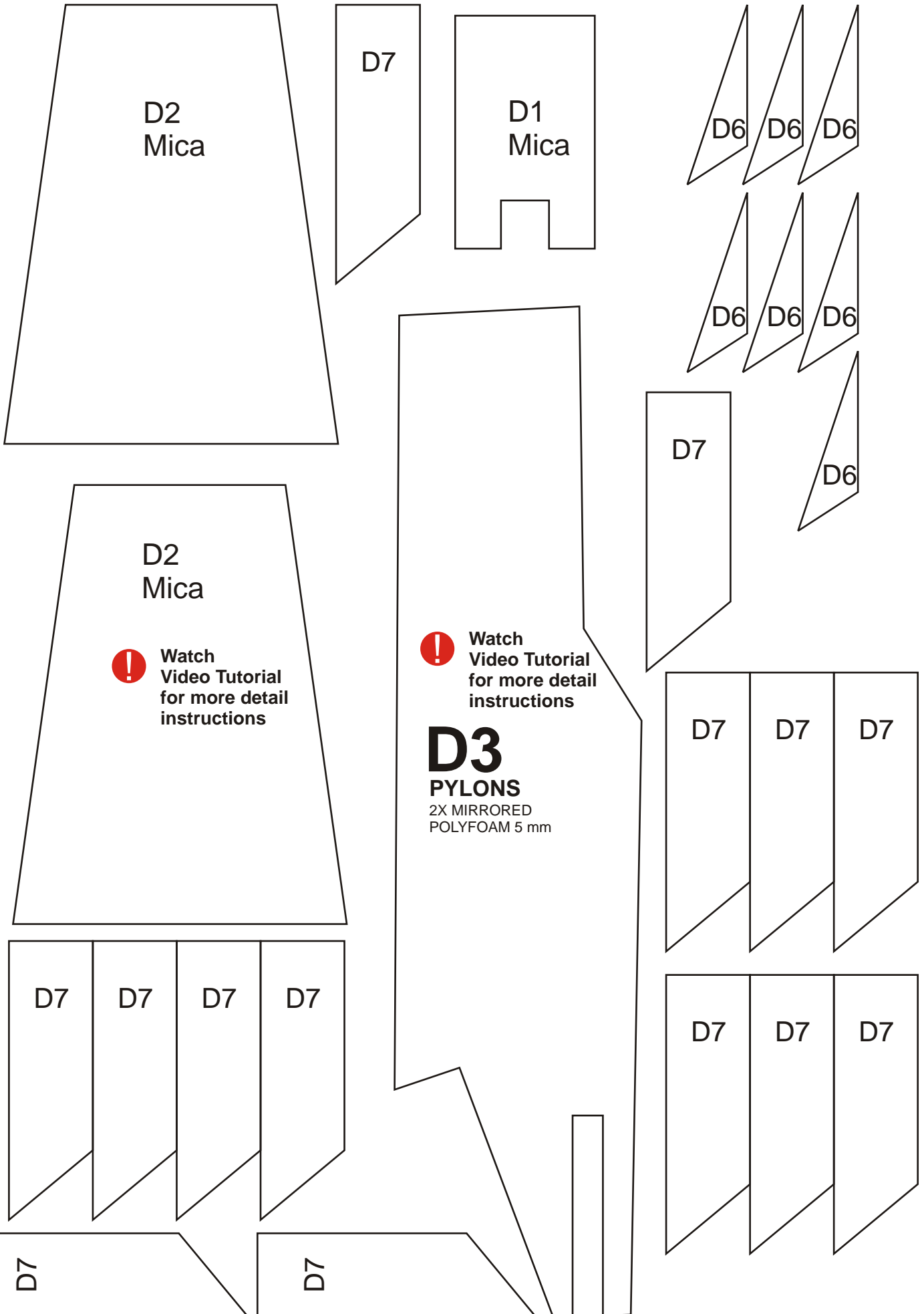
M5

D5



Watch
Video Tutorial
for more detail
instructions





D2
Mica

D7

D1
Mica

D6

D6

D6

D6

D6

D6

D7

D6

D2
Mica

! Watch
Video Tutorial
for more detail
instructions

! Watch
Video Tutorial
for more detail
instructions

D3
PYLONS
2X MIRRORED
POLYFOAM 5 mm

D7

D7

D7

D7

D7

D7

D7

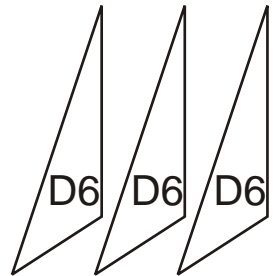
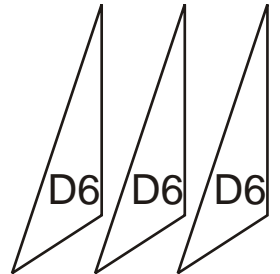
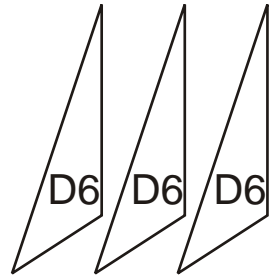
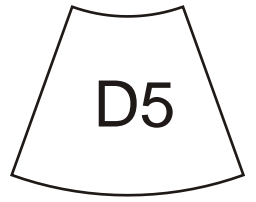



D7

D7

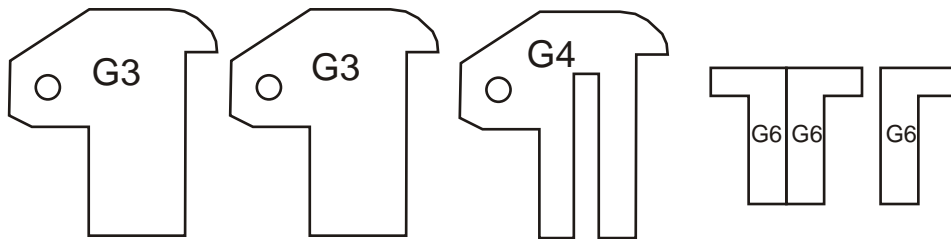
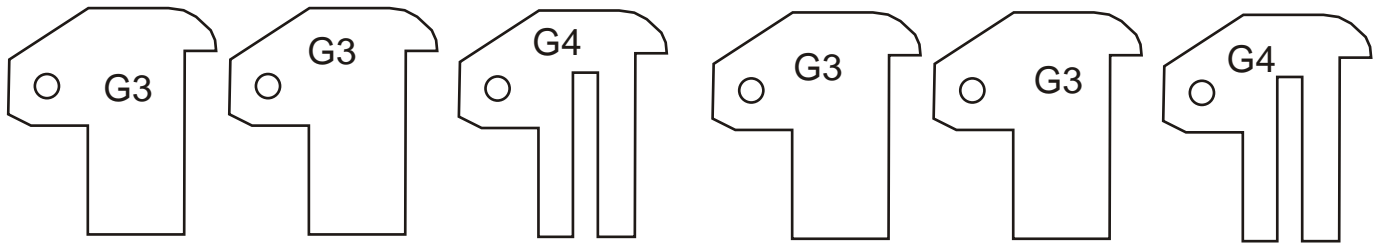
D7


D7

D7



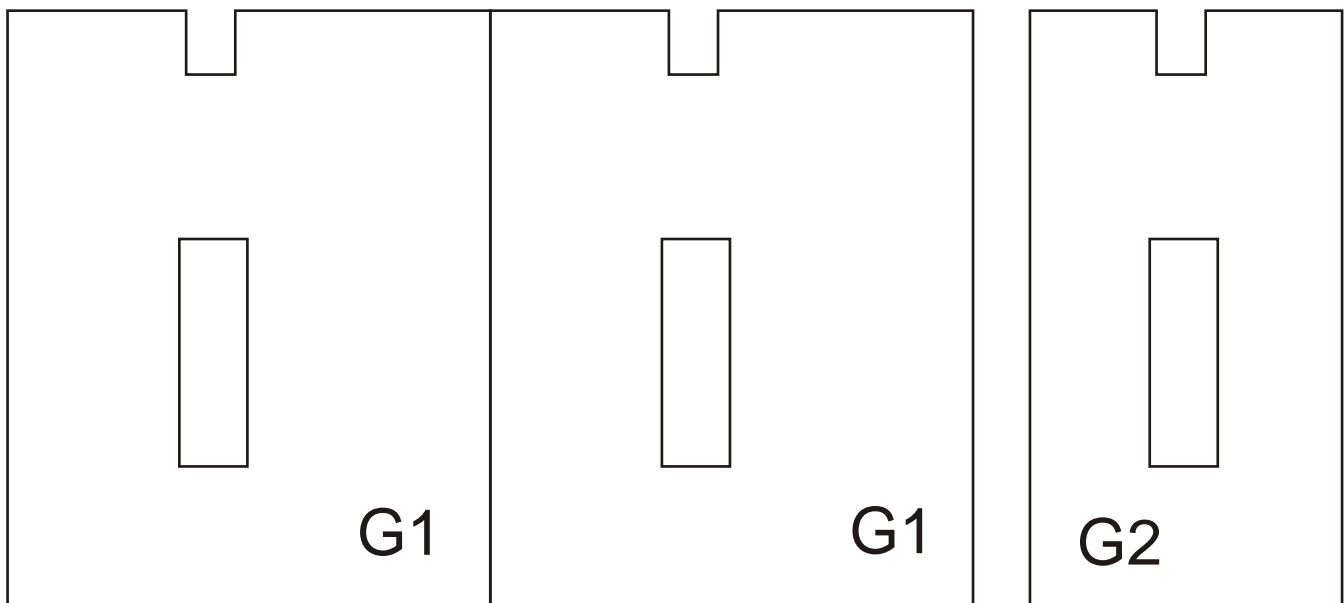
USE PARTS BELOW WITH 2.5 mm HARD BOARD

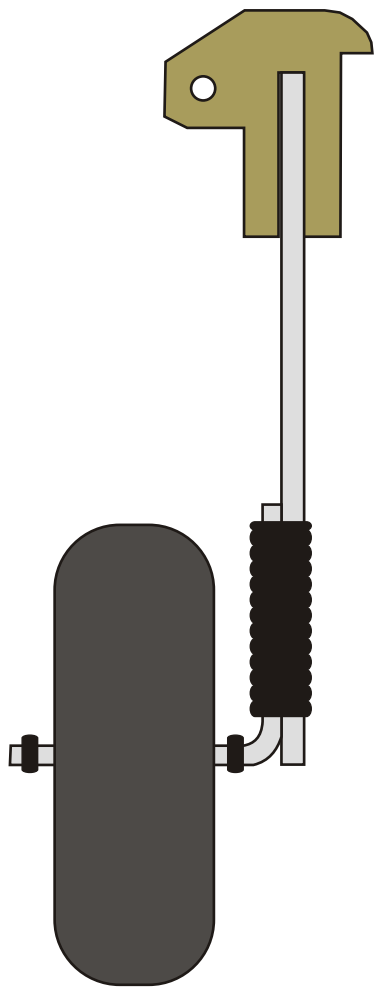


 Watch Video Tutorial for more detail instructions



USE PARTS BELOW WITH 3 mm PLYWOOD

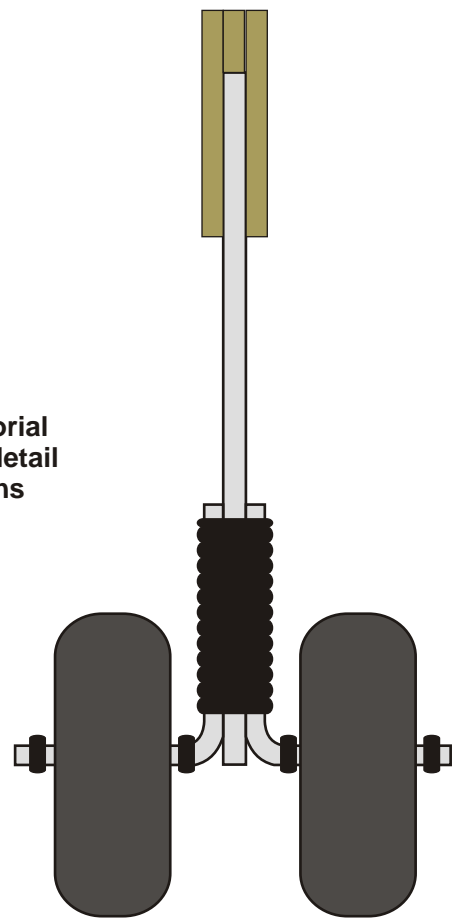




MAIN LANDING GEAR



Watch
Video Tutorial
for more detail
instructions



FRONT LANDING GEAR