



Model : 02/2019



Piper Cherokee

1000mm

Specs :

1. Wingspan 115 cm / 45.3 inches
2. Flying weight 750 gram - 26.5 oz
3. Wing loading 36.6 gram/dm² - 12 oz/sq.ft
4. Wing cube loading 8.1
5. Wing Area 20.5 dm² - 318 sq.in

Electronics

1. Motor with 1400-1000kv
 2. ESC : 30A
- Use for testing :
- Turnigy 2830 1000kv motor
 - ESC 40A
 - Battery Lipo 3S 2200mah / Li-ion 3S 3300 mah
 - 2 metal gear 9 gram servos
 - 2 plastic gear 9 gram servos
 - Propeller : 9x4x3

Materials :

1. 5mm Depron/ Polyfoam
2. 3mm Plywood
3. 0.3mm Mica Plastic
4. 2.5mm wire / wheel spoke
5. ice cream sticks
6. 3 x 40 cm 1mm wire pushrod
7. Packing Tape



Build Instructions :

1. paper-replika.com
2. youtube channel : Julius Perdana

F1
FUSELAGE
2X MIRRORED
POLYFOAM 5 mm



Watch
Video Tutorial
for more detail
instructions

L1
LG BASE

3X
PLYWOOD 3 mm



Watch
Video Tutorial
for more detail
instructions

F8
FIREWALL

1X
PLYWOOD 3 mm

F2

JOIN HERE

JOIN HERE

JOIN HERE

F1

JOIN HERE



F2
FUSELAGE

1X
POLYFOAM 5 mm



JOIN HERE

JOIN HERE

F1

JOIN HERE

F2

JOIN HERE

F3

FUSELAGE

1X

POLYFOAM 5 mm



F10
FUSELAGE
1X
POLYFOAM 5 mm

JOIN HERE



F11
FUSELAGE
1X
POLYFOAM 5 mm



F5
FUSELAGE
1X
POLYFOAM 5 mm




F7
FUSELAGE
1X
POLYFOAM 5 mm

JOIN HERE

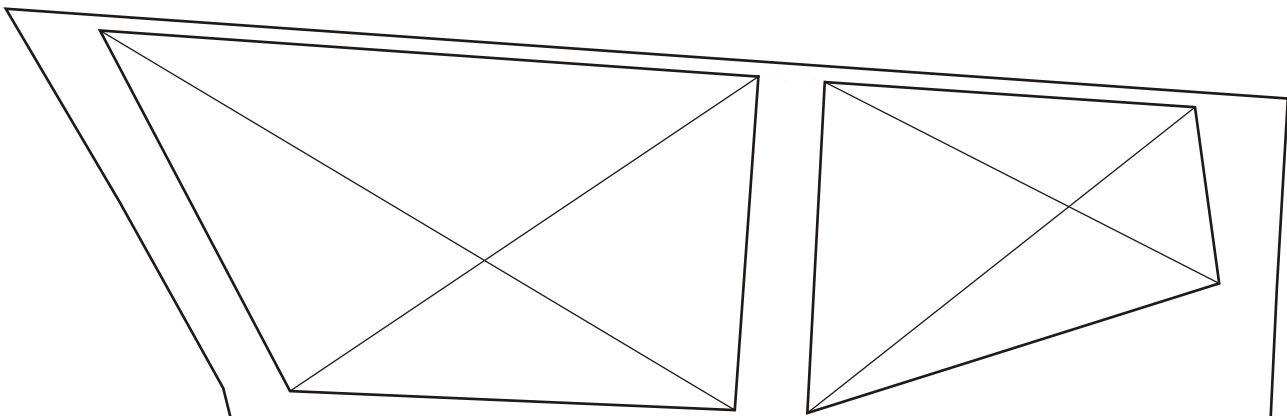
F10



F6
FUSELAGE
1X
POLYFOAM 5 mm



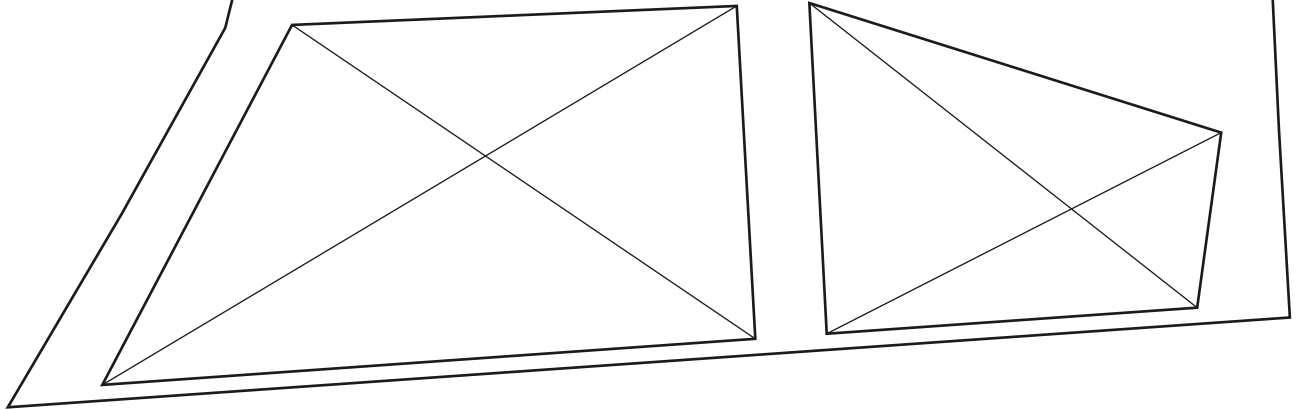
F6
FUSELAGE
1X
POLYFOAM 5 mm



F9
FUSELAGE
1X
POLYFOAM 5 mm

JOIN HERE

JOIN HERE



F4
FUSELAGE
1X
POLYFOAM 5 mm

F8
FIREWALL
2X
POLYFOAM 5 mm

W4

BOTTOM MID WING

1X
POLYFOAM 5 mm



Watch
Video Tutorial
for more detail
instructions

W7
HARD SPAR
PLYWOOD 3 MM

S1

JOIN HERE

JOIN HERE

S1

VER-STAB

1X
POLYFOAM 5 mm



Watch
Video Tutorial
for more detail
instructions

S2

JOIN HERE

JOIN HERE



Watch
Video Tutorial
for more detail
instructions

S2
HOR-STAB
1X
POLYFOAM 5 mm



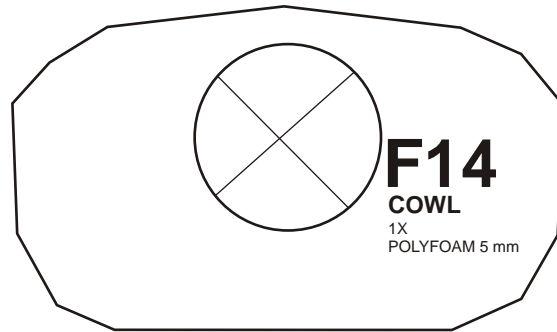
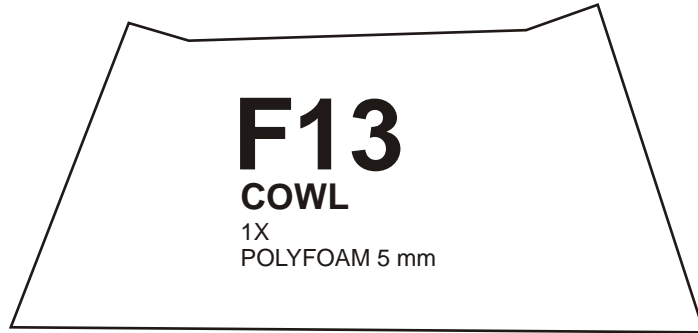
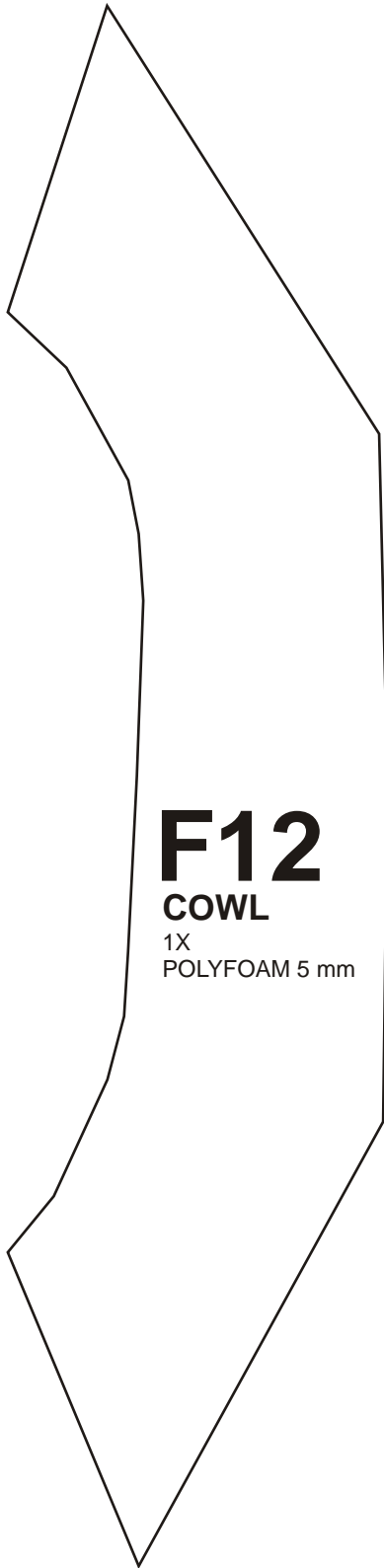
W3
TOP MID WING
1X
POLYFOAM 5 mm




W6
MID SPAR
1X
POLYFOAM 5 mm



W5
AIRFOIL FORMER
4X
POLYFOAM 5 mm



 Watch
Video Tutorial
for more detail
instructions

 **Watch
Video Tutorial
for more detail
instructions**

C2
WINDSHIELD
1X
MICA 0.3 MM

C1
WINDSHIELD
1X
MICA 0.3 MM



W2
TOP WING
2X MIRRORED
POLYFOAM 5 mm

JOIN HERE

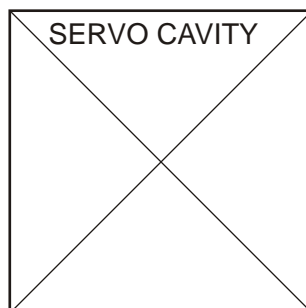
JOIN HERE

W2

W1

BOTTOM WING

2X MIRRORED
POLYFOAM 5 mm




JOIN HERE

JOIN HERE

W1

LG

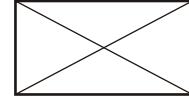
AILERON

 Watch
Video Tutorial
for more detail
instructions

W8
SPAR
2X
POLYFOAM 5 mm

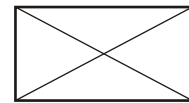
JOIN HERE

W9
WINGTIP
2X
POLYFOAM 5 mm



SERVO PLATFORM

1X
POLYFOAM 5 mm



 Watch
Video Tutorial
for more detail
instructions

JOIN HERE

BATTERY TRAY



Watch
Video Tutorial
for more detail
instructions